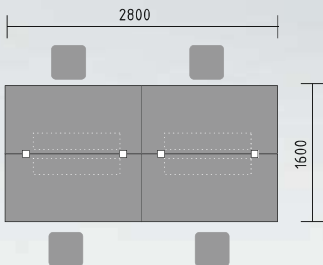


YAN_M





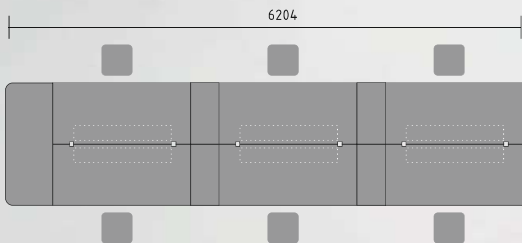


- BLN14 BENCH 1400/1600/740
- BLN14L EXTENDING ELEMENT 1400/1600/740
- S14 X 4 METAL CABLE TRAY 950/162/123
- S93 VERTICAL HITCH 470/62/34
- ZM14 X 2 ACOUSTIC PANEL 1390/38/350
- ZN14 DIVISORY FABRIC SIDE PANEL 800/38/650
- A6505 X 8 STORAGE 1000/432/2185
- A14M X 2 MANAGER STORAGE 1400/432/600
- SAVA X 4 CHAIR 660/610/1050-1150



YAN is the ultimate solution for companies that have multiple project teams who need more room to work and positively interact.

YAN was developed in such a way that essential ideas can be exchanged. This is why you can use the panels interchangeably by dividing your workplace into straight or intersecting sections. In our offer, you can find five different types of panels which differentiate themselves by shape, finish and color.

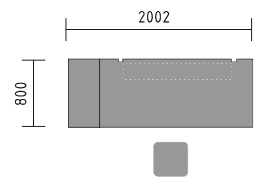


- BLN14L X 2 EXTENDING ELEMENT 1400/1600/740
- BZB14 WORKTOP - DOUBLE 1400/1600/83
- PL180 EXTENSION 1600/600/28
- S16 X 6 METAL CABLE TRAY 1150/162/123
- S93 X 4 VERTICAL HITCH 470/62/34
- KCD80LP X 4 CARGO PEDESTAL 402/800/1100
- ZT3 X 3 FABRIC PANEL CITY 1570/47/560
- SAVA X 6 CHAIR 660/610/1050-1150

One of the most important elements in planning your ergonomic office space, is the functionality of your office furniture. YAN system offers a solution for creating workstations using Cargo containers. Cargo fulfills its role not only as a construction element but also as a place to rearrange all of your crucial documents. This type of arrangement is important in achieving optimal performance.



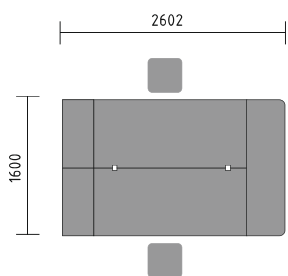
BLN06L EXTENDING ELEMENT 1600/800/740
 S16 METAL CABLE TRAY 1150/162/123
 S87 CPU HOLDER 212/460/660
 KCD80P CARGO PETESTAL 402/800/1100
 SAVA CHAIR 660/610/1050-1150



EXAMPLES OF CARGO STORAGE ARRANGEMENTS



YAN_M



- BLN16L EXTENDING ELEMENT 1600/1600/740
- KRT73P PEDESTAL 402/800/740
- KRT73L PEDESTAL 402/800/740
- PL180 EXTENSION 1600/600/28
- S16 X 2 METAL CABLE TRAY 1150/162/123
- ZM16 ACOUSTIC PANEL 1596/38/350
- SAVA X 2 CHAIR 660/610/1050-1150



The main attribute of the YAN system is the possibility of easy configuring individual desks and benches in a number of ways. Desk tops can be supported by metal legs, which come in four shapes to choose from, or different storage solutions. By enlarging the work area with extending elements, a space for greater interaction can be easily build.

BZB14 WORKTOP-DOUBLE 1400/1600/28
BA2P08 X 2 SLIDING DOOR STORAGE 1600/432/740
S14 X 2 METAL CABLE TRAY 950/162/123
SAVA X 2 CHAIR 660/610/1050-1150

